

Kettenbreite / Chain width / Largeur de chaîne / Larghezza cingoli / Anchura de cadena
Comprimento dos rastros / Ширина гусеницы

Ⓐ = 0,5 m / Ⓑ = 0,6 m

① 0,15 m \triangleq 4,2 m
② 0,25 m \triangleq 4,3 m

Gewicht






Weight / Poids / Peso / Peso / Pesos / Macca






	r = 2,50 m	20820 kg		23020 kg (HH 26 m: + 900 kg)
--	------------	----------	--	---------------------------------






* siehe Betriebsanleitung. / see instruction manual. / voir manuel de service. / vedasi le istruzioni sull'uso. / según manual. / ver manual de instruções. / см. инструкцию по эксплуатации.






Ausladung und Tragfähigkeit

Radius and capacity / Portée et charge / Sbraccio e portata
Alcances y cargas / Alcance e capacidade de carga / Вылет и грузоподъемность

m	m/kg		m/kg																			
			16,0	18,0	20,0	21,0	22,0	23,0	24,0	25,0	25,5	26,0	27,0	28,0	29,0	30,0	31,0	32,0	33,0	34,0	35,0	36,0
36,0	3,3 – 19,40 2500		2500	2500	2410	2280	2160	2050	1950	1860	1810	1770	1690	1620	1560	1490	1440	1380	1330	1290	1240	1200
33,0	3,3 – 20,18 2500		2500	2500	2500	2390	2260	2150	2040	1950	1900	1860	1780	1700	1630	1570	1510	1450	1400			
30,0	3,3 – 21,04 2500		2500	2500	2500	2500	2370	2250	2140	2040	2000	1950	1870	1790	1720	1650						
25,5	3,3 – 21,95 2500		2500	2500	2500	2500	2490	2370	2250	2150	2100											

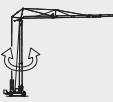
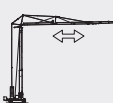
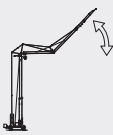




m	m/kg		m/kg																			
			13,0	14,0	16,0	18,0	20,0	23,0	24,0	25,0	25,5	26,0	27,0	28,0	29,0	30,0	31,0	32,0	33,0	34,0	35,0	36,0
36,0	3,3 – 22,56 2000		2000	2000	2000	2000	2000	1950	1850	1760	1720	1680	1600	1530	1460	1400	1340	1290	1230	1190	1140	1100
33,0	3,3 – 23,46 2000		2000	2000	2000	2000	2000	2000	1950	1850	1800	1760	1680	1600	1530	1470	1410	1350	1300			
30,0	3,3 – 24,45 2000		2000	2000	2000	2000	2000	2000	2000	1950	1900	1850	1770	1690	1620	1550						
25,5	3,3 – 25,50 2000		2000	2000	2000	2000	2000	2000	2000	2000	2000											

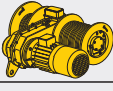


m	m/kg		m/kg																			
			13,0	14,0	16,0	18,0	20,0	23,0	24,0	25,0	25,5	26,0	27,0	28,0	29,0	30,0	31,0	32,0	33,0	34,0	35,0	36,0
36,0	3,3 – 12,77 4000		3910	3580	3040	2630	2320	1950	1850	1760	1710	1670	1600	1520	1460	1400	1340	1280	1230	1190	1140	1100
33,0	3,3 – 13,25 4000		4000	3740	3180	2760	2430	2050	1940	1850	1800	1760	1680	1600	1530	1470	1410	1350	1300			
30,0	3,3 – 13,79 4000		4000	3930	3340	2900	2550	2150	2050	1950	1900	1850	1770	1690	1620	1550						
25,5	3,3 – 14,36 4000		4000	4000	3510	3050	2690	2270	2150	2050	2000											

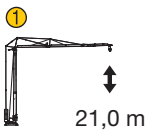
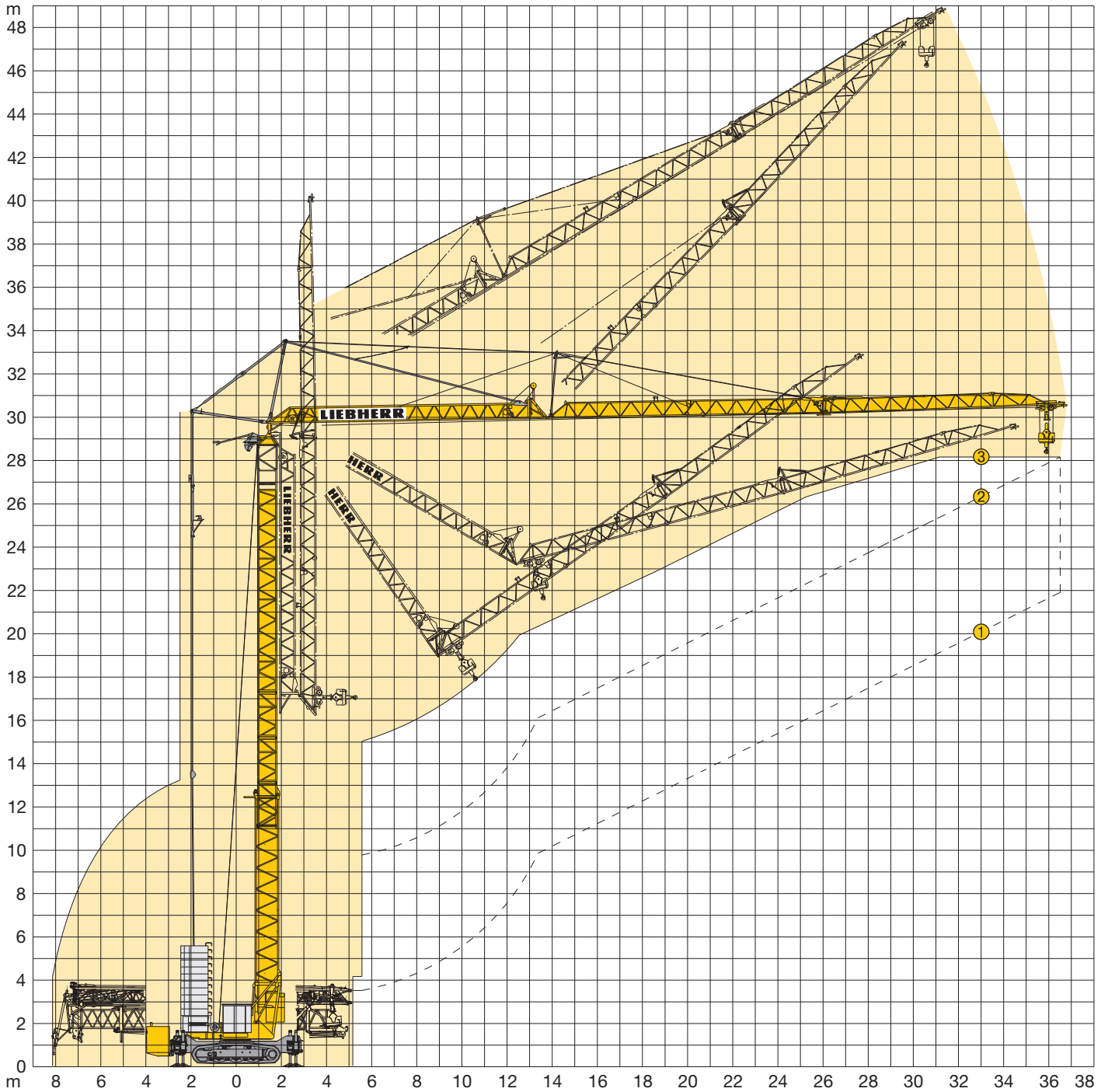
m	m/kg		Auslegersteilstellung 30° / Elevated jib 30° / Flèche inclinée 30° / Braccio inclinato a 30° / Pluma inclinada 30° / Lança inclinada 30° / Положение стрелы под углом 30°																			
			16,0	18,0	20,0	22,3	23,0	24,0	25,0	26,0	26,2	27,0	28,0	28,7	29,0	30,0	31,0	31,4				
36,0	3,0 – 15,91 2500		2480	2160	1900	1670	1610	1530	1450	1390	1370	1320	1270	1220	1210	1160	1120	1100				
33,0	3,0 – 16,67 2500		2500	2280	2010	1770	1700	1620	1540	1470	1460	1400	1340	1300								
30,0	3,0 – 17,51 2500		2500	2420	2140	1880	1810	1720	1640	1560	1550											
25,5	3,0 – 18,45 2500		2500	2500	2270	2000																

Antriebe

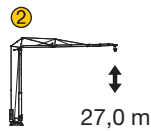
Driving units / Mécanismes d'entraînement / Meccanismi / Mecanismos / Mecanismos / Приводы

	U/min. 0 ↔ 0,9 sl./min tr./min	3,0 kW FU
	20,0 / 40,0 m/min	1,3 / 2,3 kW
	0 – 45°, ca. 60 sec.	1,5 kW
BGL	 C.0.08.0045	 +  C.0.08.0045
	400 V	50 Hz
		17,0 kVA (FU)

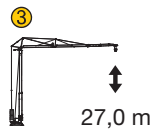
	Stufe / Step / Cran / Marcia	
	Velocidad / Velocidade Передача	kg
	1	2500
	2	2500
	3	1300
	4	1000
	1	4000
	2	2000
	3	1300
	4	1000



① ohne Turmstück
 without tower section
 sans éléments de mât
 senza elementi di torre
 sin tramo de torre
 sem tramo de torre
 без башенных секций




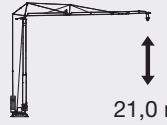
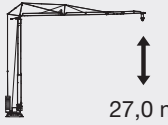
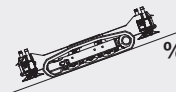
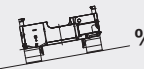
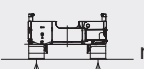


② 3 Turmstücke
 3 tower sections
 3 éléments de mât
 3 elementi di torre
 3 tramos de torre
 3 tramos de torre
 3 башенные секции





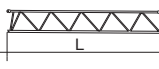

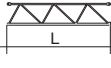

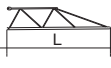

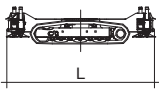
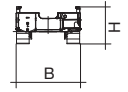


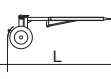
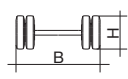

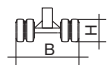
③ 3 Turmstücke
 3 tower sections
 3 éléments de mât
 3 elementi di torre
 3 tramos de torre
 3 tramos de torre
 3 башенные секции

Ausleger-Luftmontage
 Aerial mounting of the jib
 Montage de la flèche en l'air
 Montaggio aereo del braccio
 Montaje aéreo de la pluma
 Montagem aerea da lança
 Монтаж стрелы в воздухе

					
 %	30 %	25 %	15 %	10 %	7 %
 %	15 %	15 %	8 %	7 %	3 %
 max	ca. 14 N/cm ²	ca. 25 N/cm ²	ca. 25 N/cm ²	ca. 25 N/cm ²	ca. 25 N/cm ²
V _{max}	25 m/min	10 m/min	10 m/min	10 m/min	10 m/min

Kolli-Liste

Packing List / Liste de colisage / Lista dei colli
Lista de contenido / Lista de embalagem / Упаковочный лист

Pos. Item	Anz. Qty.				L (m)	B (m)	H (m)	kg	
1	3	Turmstück / Tower section / Élément de mât / Elemento di torre / Tramo de torre / Peça de torre / Башенная секция			2,10	0,85	0,88	350	
2	1	Ausleger-Verlängerung 25,5 m – 30,0 m Jib extension / Rallonge de la flèche / Elemento estensione braccio / Prolongación de pluma Extensão da lança / Удлинение стрелы			4,70	0,80	0,70	235	
3	1	Ausleger-Verlängerung 30,0 m – 33,0 m Jib extension / Rallonge de la flèche / Elemento estensione braccio / Prolongación de pluma Extensão da lança / Удлинение стрелы			3,10	0,80	0,70	90	
4	1	Ausleger-Verlängerung 33,0 m – 36,0 m Jib extension / Rallonge de la flèche / Elemento estensione braccio / Prolongación de pluma Extensão da lança / Удлинение стрелы			3,10	0,80	0,70	70	
5	1	Raupenunterwagen / Crawler undercarriage Châssis à chenilles / Carro cingolato Carro sobre raíles / Carro de lagarta Опорная рама на гусеничном шасси			5,835	2,55 [Ⓐ] 2,65 [Ⓑ]	1,46	12000	
6	1	Stromgenerator mit Konsole / Current generator with bracket / Générateur de courant avec semelle Generatore di corrente con supporto / Generator de corrente con consola / Gerador de corrente de consola / Генераторный агрегат с кронштейном			72 kVA	2,49	1,03	1,48	1350
7	1	Transportachse vorne Tra 100 KY 6A / Road transport axle front / Essieux de transport avant / Asse di trasporto anteriore / Eje delantero para transporte / Eixo de transporte dianteiro / Транспортировочная ось, передняя			3,65 – 4,15	1,45	1,10	920	
8	1	Transportachse hinten Tra 204 GZ1 / Road transport axle behind / Essieux de transport arrière / Asse di trasporto posteriore / Eje trasero para transporte / Eixo de transporte traseiro / Транспортировочная ось, задняя			2,50	2,50	1,10	1900	
9	1	Kiste mit Seilen und Kleinteilen / Case with ropes and small parts Caisse avec câbles et pièces détachées / Cassa con funi e accessori Caja con cables y piezas sueltas / Caixa contendo cabos e acessórios Ящик с мелкими деталями и с канатами			1,00	0,80	1,00	450	

Konstruktionsänderungen vorbehalten! / Subject to alterations! / Sous réserves de modifications! / Riservato il diritto di modifiche strutturali!
¡Sujeto a modificaciones! / Salvo modificação da construçao! / Права на внесение конструкторских изменений сохраняются!

Sämtliche Angaben erfolgen ohne Gewähr. / This information is supplied without liability. / Ces renseignements sont sans garantie. / Tutte le indicazioni fornite senza garanzia. / Declinamos toda responsabilidad derivada de la información proporcionada. / Declinamos qualquer responsabilidade quanto à informação fornecida. / Все данные указаны без обязательств.

120 P – 5810 • EN 14439:2009 – DIN 15018-H1/B3 • BGL C.0.08.0045 • 04.13 / 7

Printed in Germany.